



Product Description

MASTERColour CDM-T Elite

Single-ended, high-efficiency Ceramic Metal Halide discharge lamp

Benefits

- Outstanding rendering of displayed merchandise due to high colour rendering (Ra 90) in combination with high lumen output; best offer in the market for 'enhancing merchandize'
- Excellent colour quality, which remains stable over lifetime
- Light output over lifetime maintains display brightness
- High efficacy and long lifetime for lowest operating costs and low heat generation
- Relatively low heat generation enhances comfort for shoppers and staff
- UV Block for reduced fading risk of merchandise

Features

- Crisp white light
- Excellent colour rendering (Ra 90)
- Reliable lifetime performance
- Stable colour performance during lifetime
- Increased light output compared with regular MASTERColour lamps
- Improved maintenance compared with regular MASTERColour lamps
- Burning position for
 - CDM Elite-T 35W: vertical +/- 60 degrees
 - CDM Elite-T 70W: universal

Application

- Accent and display lighting with a sparkling effect, excellent solution for Retail
- Decorative outdoor floodlighting

MASTERColour CDM-T Elite

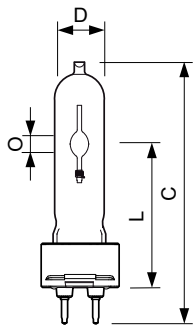
Warnings and Safety

- Use only in totally enclosed luminaire, even during testing (IEC61167, IEC 62035, IEC60598)
- The luminaire must be able to contain hot lamp parts if the lamp ruptures
- Use only with electronic control gear. 35W & 70W lamps may also use electromagnetic gear.
- Control gear must include end-of-life protection (IEC61167, IEC 62035)
- A lamp breaking is extremely unlikely to have any impact on your health. If a lamp breaks, ventilate the room for 30 minutes and remove the parts, preferably with gloves. Put them in a sealed plastic bag and take it to your local waste facilities for recycling. Do not use a vacuum cleaner.

Versions



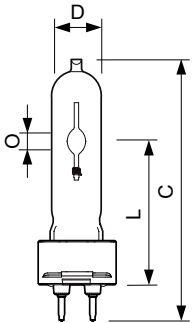
Dimensional drawing



Product	D (max)	O	L (min)	L (max)	L	C (max)
MASTERColour CDM-T Elite 35W/930 G12 1CT/12	20 mm	4.8 mm	55 mm	57 mm	56 mm	103 mm
MASTERColour CDM-T Elite 35W/930 G12 1CT/12	20 mm	4.8 mm	55 mm	57 mm	56 mm	103 mm
MASTERColour CDM-T Elite 70W/942 G12 1CT	20 mm	7.75 mm	55 mm	57 mm	56 mm	103 mm
MASTERColour CDM-T Elite 70W/942 G12 1CT	20 mm	7.75 mm	55 mm	57 mm	56 mm	103 mm
MASTERColour CDM-T Elite 50W/930 G12 1CT/12	20 mm	6 mm	55 mm	57 mm	56 mm	103 mm
MASTERColour CDM-T Elite 50W/942 G12 1CT	20 mm	7.1 mm	55 mm	57 mm	56 mm	103 mm
MASTERColour CDM-T Elite 70W/930 G12 1CT/12	20 mm	7.15 mm	55 mm	57 mm	56 mm	103 mm
MASTERColour CDM-T Elite 70W/930 G12 1CT/12	20 mm	7.15 mm	55 mm	57 mm	56 mm	103 mm
MASTERColour CDM-T Elite 35W/942 G12 1CT	20 mm	5.2 mm	55 mm	57 mm	56 mm	103 mm
MASTERColour CDM-T Elite 35W/942 G12 1CT	20 mm	5.2 mm	55 mm	57 mm	56 mm	103 mm

MASTERCLOUR CDM-T Elite

Dimensional drawing



Product	D (max)	D O	L (min)	L (max)	L	C (max)
MASTERColour CDM-T Elite 20W/830 G12 1CT/12	20 mm	4 mm	55 mm	57 mm	56 mm	103 mm

Controls and Dimming

Dimmable	No
----------	----

Operating and Electrical

Re-ignition Time (Min) (Max)	15 min
------------------------------	--------

General Information

Cap-Base	G12
Operating Position	UNIVERSAL

Mechanical and Housing

Bulb Finish	Clear
Bulb Shape	T19

Approval and Application

Order Code	Full Product Name	Energy Consumption kWh/1000 h	Mercury (Hg) Content (Max)	Mercury (Hg) Content (Nom)
928080015131	MASTERColour CDM-T Elite 50W/942 G12 1CT	51 kWh	5.7 mg	5.7 mg
928191705131	MASTERColour CDM-T Elite 50W/930 G12 1CT/12	51 kWh	6.6 mg	6.6 mg
928183305125	MASTERColour CDM-T Elite 20W/830 G12 1CT/12	21 kWh	3.5 mg	3.5 mg
928185205129	MASTERColour CDM-T Elite 35W/930 G12 1CT/12	43 kWh	-	4.7 mg
928185205131	MASTERColour CDM-T Elite 35W/930 G12 1CT/12	40 kWh	4.7 mg	4.7 mg
928193605129	MASTERColour CDM-T Elite 35W/942 G12 1CT	43 kWh	-	4.9 mg

Order Code	Full Product Name	Energy Consumption kWh/1000 h	Mercury (Hg) Content (Max)	Mercury (Hg) Content (Nom)
928193605131	MASTERColour CDM-T Elite 35W/942 G12 1CT	40 kWh	4.9 mg	4.9 mg
928185305129	MASTERColour CDM-T Elite 70W/930 G12 1CT/12	80 kWh	-	6.6 mg
928185305131	MASTERColour CDM-T Elite 70W/930 G12 1CT/12	74 kWh	6.6 mg	6.6 mg
928193705129	MASTERColour CDM-T Elite 70W/942 G12 1CT	80 kWh	-	6.6 mg
928193705131	MASTERColour CDM-T Elite 70W/942 G12 1CT	74 kWh	6.6 mg	6.6 mg

Operating and Electrical

Order Code	Full Product Name	Lamp Current (EM)			Power (Rated)		
		(Nom)	Voltage (Max)	Voltage (Min)	Voltage (Nom)	(Min)	Power (Rated) (Nom)
928080015131	MASTERColour CDM-T Elite 50W/942 G12 1CT	-	97 V	85 V	91 V	50.0 W	50.2 W

MASTERCcolour CDM-T Elite

Order Code	Full Product Name	Lamp Current (EM)			Power (Rated)		
		(Nom)	Voltage (Max)	Voltage (Min)	Voltage (Nom)	(Min)	Power (Rated) (Nom)
928191705131	MASTERCcolour CDM-T Elite 50W/930 G12 1CT/12	-	96 V	84 V	90 V	50.0 W	50.2 W
928183305125	MASTERCcolour CDM-T Elite 20W/830 G12 1CT/12	-	100 V	90 V	95 V	20.0 W	20.1 W
928185205129	MASTERCcolour CDM-T Elite 35W/930 G12 1CT/12	0.500 A	90 V	80 V	85 V	-	39.1 W
928185205131	MASTERCcolour CDM-T Elite 35W/930 G12 1CT/12	0.500 A	90 V	80 V	85 V	-	39.1 W
928193605129	MASTERCcolour CDM-T Elite 35W/942 G12 1CT	0.51 A	96 V	84 V	90 V	-	39.1 W
928193605131	MASTERCcolour CDM-T Elite 35W/942 G12 1CT	0.51 A	96 V	84 V	90 V	-	39.1 W
928185305129	MASTERCcolour CDM-T Elite 70W/930 G12 1CT/12	1 A	90 V	79 V	85 V	-	73.2 W
928185305131	MASTERCcolour CDM-T Elite 70W/930 G12 1CT/12	1 A	90 V	79 V	85 V	-	73.2 W
928193705129	MASTERCcolour CDM-T Elite 70W/942 G12 1CT	0.97 A	93 V	81 V	87 V	-	73.2 W
928193705131	MASTERCcolour CDM-T Elite 70W/942 G12 1CT	0.97 A	93 V	81 V	87 V	-	73.2 W

General Information

Order Code	Full Product Name	Life To	Life To	Life To	Life To 5%
		10% Failures (Nom)	20% Failures (Nom)	50% Failures (Nom)	Failures (Nom)
928080015131	MASTERCcolour CDM-T Elite 50W/942 G12 1CT	10000 h	12000 h	15000 h	9000 h
928191705131	MASTERCcolour CDM-T Elite 50W/930 G12 1CT/12	14000 h	16000 h	20000 h	12000 h
928183305125	MASTERCcolour CDM-T Elite 20W/830 G12 1CT/12	14000 h	16000 h	20000 h	12000 h
928185205129	MASTERCcolour CDM-T Elite 35W/930 G12 1CT/12	14000 h	16000 h	20000 h	12000 h
928185205131	MASTERCcolour CDM-T Elite 35W/930 G12 1CT/12	14000 h	16000 h	20000 h	12000 h

Order Code	Full Product Name	Life To	Life To	Life To	Life To 5%
		10% Failures (Nom)	20% Failures (Nom)	50% Failures (Nom)	Failures (Nom)
928193605129	MASTERCcolour CDM-T Elite 35W/942 G12 1CT	10000 h	12000 h	15000 h	9000 h
928193605131	MASTERCcolour CDM-T Elite 35W/942 G12 1CT	10000 h	12000 h	15000 h	9000 h
928185305129	MASTERCcolour CDM-T Elite 70W/930 G12 1CT/12	14000 h	16000 h	20000 h	12000 h
928185305131	MASTERCcolour CDM-T Elite 70W/930 G12 1CT/12	14000 h	16000 h	20000 h	12000 h
928193705129	MASTERCcolour CDM-T Elite 70W/942 G12 1CT	10000 h	12000 h	15000 h	9000 h
928193705131	MASTERCcolour CDM-T Elite 70W/942 G12 1CT	10000 h	12000 h	15000 h	9000 h

Luminaire Design Requirements

Order Code	Full Product Name	Bulb Temperature (Max)
928080015131	MASTERCcolour CDM-T Elite 50W/942 G12 1CT	500 °C
928191705131	MASTERCcolour CDM-T Elite 50W/930 G12 1CT/12	500 °C
928183305125	MASTERCcolour CDM-T Elite 20W/830 G12 1CT/12	250 °C
928185205129	MASTERCcolour CDM-T Elite 35W/930 G12 1CT/12	500 °C
928185205131	MASTERCcolour CDM-T Elite 35W/930 G12 1CT/12	500 °C

Order Code	Full Product Name	Bulb Temperature (Max)
928193605129	MASTERCcolour CDM-T Elite 35W/942 G12 1CT	500 °C
928193605131	MASTERCcolour CDM-T Elite 35W/942 G12 1CT	500 °C
928185305129	MASTERCcolour CDM-T Elite 70W/930 G12 1CT/12	500 °C
928185305131	MASTERCcolour CDM-T Elite 70W/930 G12 1CT/12	500 °C
928193705129	MASTERCcolour CDM-T Elite 70W/942 G12 1CT	500 °C
928193705131	MASTERCcolour CDM-T Elite 70W/942 G12 1CT	500 °C

Light Technical (1/3)

MASTERColour CDM-T Elite

Order Code	Full Product Name	Chromaticity	Chromaticity	Colour		Correlated Colour	Colour	Colour
		Coordinate X (Nom)	Coordinate Y (Nom)	Code	Colour Designation	Temperature (Nom)	Rendering Index (Min)	Rendering Index (Nom)
928080015131	MASTERColour CDM-T Elite 50W/942 G12 1CT	0.371	0.366	942	Cool White (CW)	4200 K	87	90
928191705131	MASTERColour CDM-T Elite 50W/930 G12 1CT/12	0.434	0.398	930	Warm white (WW)	3000 K	87	90
928183305125	MASTERColour CDM-T Elite 20W/830 G12 1CT/12	0.434	0.398	830	Warm white (WW)	3000 K	-	84
928185205129	MASTERColour CDM-T Elite 35W/930 G12 1CT/12	0.435	0.395	930	Warm white (WW)	3000 K	87	90
928185205131	MASTERColour CDM-T Elite 35W/930 G12 1CT/12	0.434	0.398	930	Warm white (WW)	3000 K	87	90
928193605129	MASTERColour CDM-T Elite 35W/942 G12 1CT	0.366	0.364	942	Cool White (CW)	4200 K	87	90
928193605131	MASTERColour CDM-T Elite 35W/942 G12 1CT	0.371	0.366	942	Cool White (CW)	4200 K	87	90
928185305129	MASTERColour CDM-T Elite 70W/930 G12 1CT/12	0.435	0.396	930	Warm white (WW)	3000 K	87	90
928185305131	MASTERColour CDM-T Elite 70W/930 G12 1CT/12	0.434	0.398	930	Warm white (WW)	3000 K	87	90
928193705129	MASTERColour CDM-T Elite 70W/942 G12 1CT	0.362	0.363	942	Cool White (CW)	4200 K	87	90
928193705131	MASTERColour CDM-T Elite 70W/942 G12 1CT	0.371	0.366	942	Cool White (CW)	4200 K	87	90

Light Technical (2/3)

Order Code	Full Product Name	Lumen	Lumen	Lumen	Lumen	Lumen	Lumen	Luminous	Luminous	
		Maintenance 1000 h (Nom)	Maintenance 10000 h (Nom)	Maintenance 12000 h (Nom)	Maintenance 2000 h (Nom)	Maintenance 4000 h (Nom)	Maintenance 5000 h (Nom)	Efficacy (rated) (Nom)	Luminous Flux (Nom)	Flux (Rated) (Min)
928080015131	MASTERColour CDM-T Elite 50W/942 G12 1CT	93 %	84 %	83 %	91 %	88 %	87 %	101 lm/W	5050 lm	-
928191705131	MASTERColour CDM-T Elite 50W/930 G12 1CT/12	97 %	83 %	82 %	95 %	90 %	88 %	108 lm/W	5450 lm	-
928183305125	MASTERColour CDM-T Elite 20W/830 G12 1CT/12	-	78 %	77 %	87 %	-	83 %	90 lm/W	1800 lm	1620 lm
928185205129	MASTERColour CDM-T Elite 35W/930 G12 1CT/12	95 %	83 %	80 %	93 %	90 %	88 %	98 lm/W	-	-
928185205131	MASTERColour CDM-T Elite 35W/930 G12 1CT/12	95 %	83 %	80 %	93 %	90 %	88 %	98 lm/W	4050 lm	-
928193605129	MASTERColour CDM-T Elite 35W/942 G12 1CT	89 %	73 %	71 %	84 %	80 %	79 %	98 lm/W	-	-
928193605131	MASTERColour CDM-T Elite 35W/942 G12 1CT	89 %	73 %	71 %	84 %	80 %	79 %	98 lm/W	3850 lm	-
928185305129	MASTERColour CDM-T Elite 70W/930 G12 1CT/12	97 %	83 %	82 %	95 %	90 %	88 %	103 lm/W	-	-

MASTERColour CDM-T Elite

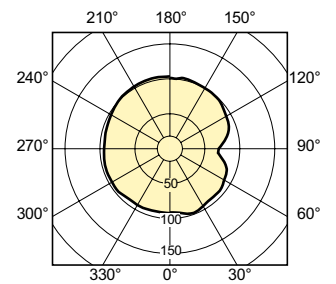
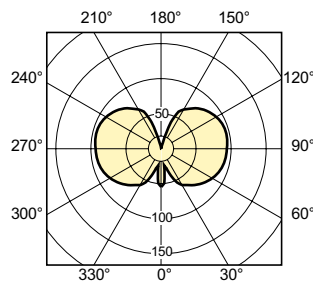
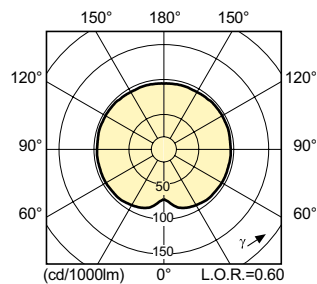
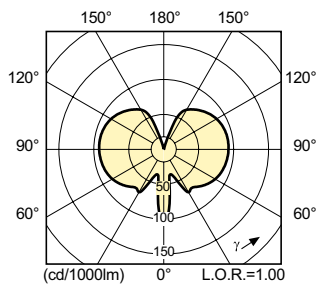
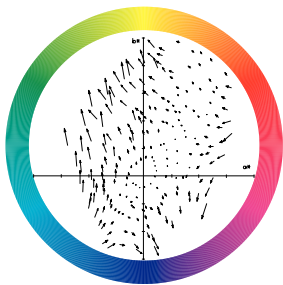
Order Code	Full Product Name	Lumen	Lumen	Lumen	Lumen	Lumen	Lumen	Luminous	Luminous	
		Maintenance 1000 h (Nom)	Maintenance 10000 h (Nom)	Maintenance 12000 h (Nom)	Maintenance 2000 h (Nom)	Maintenance 4000 h (Nom)	Maintenance 5000 h (Nom)	Efficacy (rated) (Nom)	Flux (Rated) (Nom)	Flux (Rated) (Min)
928185305131	MASTERColour CDM-T Elite 70W/930 G12 1CT/12	97 %	83 %	82 %	95 %	90 %	88 %	103 lm/W	7800 lm	-
928193705129	MASTERColour CDM-T Elite 70W/942 G12 1CT	91 %	80 %	79 %	88 %	85 %	84 %	100 lm/W	-	-
928193705131	MASTERColour CDM-T Elite 70W/942 G12 1CT	91 %	80 %	79 %	88 %	85 %	84 %	100 lm/W	7500 lm	-

Light Technical (3/3)

Order Code	Full Product Name	Luminous Flux (Rated) (Nom)
928080015131	MASTERColour CDM-T Elite 50W/942 G12 1CT	5050 lm
928191705131	MASTERColour CDM-T Elite 50W/930 G12 1CT/12	5450 lm
928183305125	MASTERColour CDM-T Elite 20W/830 G12 1CT/12	1800 lm
928185205129	MASTERColour CDM-T Elite 35W/930 G12 1CT/12	4050 lm
928185205131	MASTERColour CDM-T Elite 35W/930 G12 1CT/12	4050 lm
928193605129	MASTERColour CDM-T Elite 35W/942 G12 1CT	3850 lm

Order Code	Full Product Name	Luminous Flux (Rated) (Nom)
928193605131	MASTERColour CDM-T Elite 35W/942 G12 1CT	3850 lm
928185305129	MASTERColour CDM-T Elite 70W/930 G12 1CT/12	7800 lm
928185305131	MASTERColour CDM-T Elite 70W/930 G12 1CT/12	7800 lm
928193705129	MASTERColour CDM-T Elite 70W/942 G12 1CT	7500 lm
928193705131	MASTERColour CDM-T Elite 70W/942 G12 1CT	7500 lm

Color Rendering Diagrams



MASTERColour CDM-T Elite

