

# PHILIPS

## Lighting



## MH-Sc

### MH 150W/640 E27 CL 1SL/24

Sodium Scandium Metal Halide Lamps consisting of a gasfilled glass bulb, which alternatively are clear or internal coated, and a quartz discharge tube (DT).

#### Product data

General Information	
Cap base	E27 [ E27]
Burning Position	H [ Hanging or Base Up (BU)]
Life to 5% failures (nom.)	2000 h
Life to 20% failures (nom.)	5000 h
Life to 50% failures (nom.)	10000 h
System description	na [ -]

Light Technical	
Colour Code	640 [ CCT of 4,000 K]
Lamp Luminous Flux (Min)	13050 lm
Lamp Luminous Flux (Nom)	14500 lm
Colour Designation	Cool White (CW)
Lumen maintenance 2,000 hours (nom.)	75 %
Lumen maintenance 5,000 hours (nom.)	60 %
Chromaticity coordinate X (nom.)	385
Chromaticity coordinate Y (nom.)	390
Colour Temperature, horizontal (Nom)	4000 K
Lamp Luminous Efficacy EM (Nom)	95 lm/W
Colour Rendering Index,horiz (Nom)	65

Operating and Electrical	
Power (Rated) (Max)	- W
Power (Rated) (Min)	- W
Power (Rated) (Nom)	153 W

Lamp current run-up (max.)	
Lamp current run-up (max.)	3 A
Lamp current (EM) (nom.)	1.8 A
Ignition supply voltage (max.)	198 V
Ignition peak voltage (max.)	2700 V
Ignition supply voltage (min.)	198 V
Voltage (Max)	105 V
Voltage (Min)	85 V
Voltage (Nom)	95 V

Controls and Dimming	
Dimmable	No

Mechanical and Housing	
Lamp Finish	Clear
Bulb shape	ED55 [ ED 55mm]

Approval and Application	
Mercury (Hg) content (nom.)	11 mg
Energy consumption kWh/1,000 hours	165 kWh

Luminaire Design Requirements	
Bulb temperature (max.)	450 °C
Cap-base temperature (max.)	250 °C

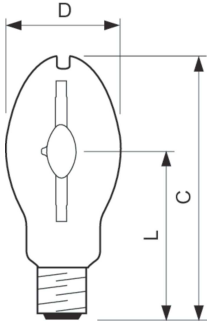
# MH-NaSc

## Product Data

Full product code	871150021159030
Order product name	MH 150W/640 E27 CL 1SL/24
EAN/UPC – product	8711500211590
Order code	928484600092
SAP numerator – quantity per pack	1

Numerator – packs per outer box	24
SAP material	928484600092
SAP net weight (piece)	0.071 kg

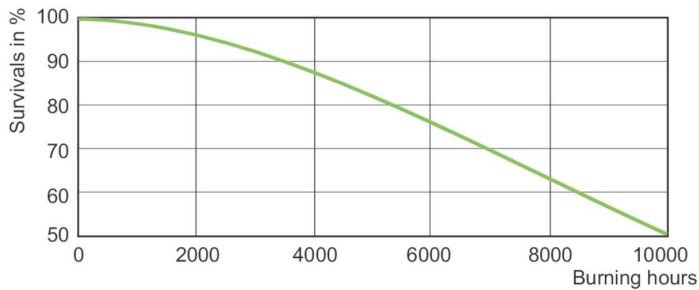
## Dimensional drawing



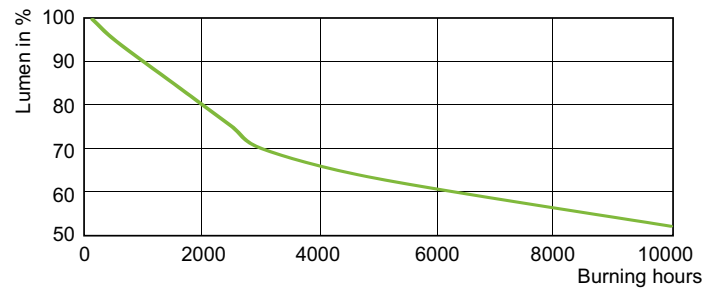
MH 150W/640 E27 CL

Product	D (max)	L (min)	C (max)
MH 150W/640 E27 CL 1SL/24	56 mm	83 mm	141 mm

## Lifetime



LDLE\_MH\_0009-Life expectancy diagram



LDLM\_MH\_0010-Lumen maintenance diagram

